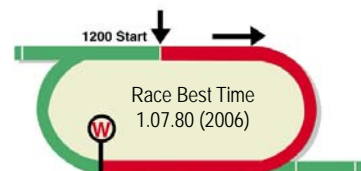


LONGINES Hong Kong Sprint (Group 1)















Final Leg of the Global Sprint Challenge

HK\$18.5 million (US\$2.4 million)

1st HK\$10,545,000, 2nd HK\$4,070,000, 3rd HK\$1,850,000,
4th HK\$1,054,500, 5th HK\$610,500, 6th HK\$370,000



Performance Analysis

Horse Details					Horse Statistics							Probable Jockey	Trainer
Name	Rep	Age/Sex	Wt.	Int'l Rtg	Lifetime	G1	Good	Wet	RH	1000-1200	Trk/Dist		
Mr Stunning 	HK	5g	126	121	15 (9-2-1)	1 (0-1-0)	14 (9-2-1)	1 (0-0-0)	12 (7-2-1)	15 (9-2-1)	11 (6-2-1)	N Rawiller	J Size
Lucky Bubbles 	HK	6g	126	119	21 (8-7-1)	3 (1-2-0)	19 (7-7-1)	2 (1-0-0)	20 (8-7-1)	19 (8-7-0)	16 (7-7-0)	H Bowman	K W Lui
Peniaphobia 	HK	6g	126	119	39 (12-7-8)	7 (1-2-2)	36 (11-6-8)	3 (1-1-0)	22 (6-3-5)	39 (12-7-8)	20 (5-3-4)	M Chadwick	A S Cruz
Thewizarddofoz 	HK	6g	126	119	16 (6-1-3)	2 (0-0-0)	15 (5-1-3)	1 (1-0-0)	16 (6-1-3)	10 (3-0-2)	10 (3-0-2)	J Moreira	J Size
Amazing Kids 	HK	6g	126	118	26 (7-7-3)	4 (0-0-0)	23 (6-7-3)	3 (1-0-0)	20 (4-6-3)	22 (7-6-1)	16 (4-5-1)	B Prebble	J Size
Not Listenin'Tome 	HK	7g	126	118	37 (8-6-6)	9 (0-2-2)	33 (6-5-6)	3 (2-1-0)	18 (2-1-4)	35 (8-5-6)	16 (2-0-4)	T Berry	J Moore
Signs Of Blessing 	FR	6g	126	117	26 (10-2-2)	7 (1-0-1)	9 (4-0-0)	16 (5-2-2)	4 (2-0-0)	22 (8-2-2)	1 (0-0-0)	S Pasquier	F Rohaut
The Tin Man 	GB	5g	126	117	16 (7-1-1)	8 (2-1-1)	10 (7-0-0)	6 (0-1-1)	0 (0-0-0)	16 (7-1-1)	0 (0-0-0)	R Moore	J R Fanshawe
The Right Man 	FR	5g	126	116	20 (10-4-1)	4 (1-0-0)	8 (2-2-1)	12 (8-2-0)	8 (4-2-0)	14 (8-4-1)	0 (0-0-0)	F-X Bertras	D Guillemin
Blizzard 	HK	6g	126	115	27 (8-4-5)	3 (0-0-0)	27 (8-4-5)	0 (0-0-0)	26 (7-4-5)	16 (5-3-2)	14 (4-3-2)	G Mosse	P F Yiu
D B Pin 	HK	5g	126	115	12 (5-4-2)	0 (0-0-0)	10 (4-4-1)	1 (0-0-1)	8 (3-3-1)	12 (5-4-2)	5 (0-3-1)	O Doleuze	J Size
Stormy Liberal 	USA	5g	126	114	22 (8-6-1)	1 (1-0-0)	19 (8-5-1)	0 (0-0-0)	0 (0-0-0)	4 (1-0-0)	0 (0-0-0)	S de Sousa	P Miller
Let's Go Donki 	JPN	5m	122	111	23 (3-6-5)	11 (1-3-0)	20 (3-5-3)	2 (0-0-2)	16 (3-3-5)	6 (0-2-2)	0 (0-0-0)	Y Iwata	T Umeda
Once In A Moon 	JPN	4f	122	110	16 (6-3-1)	2 (0-0-1)	16 (6-3-1)	0 (0-0-0)	6 (3-1-1)	5 (3-0-1)	0 (0-0-0)	Z Purton	M Saito

Barrier Draw Statistic

Speed Chart

Draw	1st	2nd	3rd	4th
1	0	0	1	2
2	1	1	4	1
3	0	1	1	2
4	0	0	2	0
5	1	4	0	1
6	3	3	1	0
7	2	1	0	2
8	1	0	0	0
9	1	1	0	0
10	0	0	0	0
11	0	0	0	1
12	1	1	0	1
13	0	0	1	1
14	1	0	0	0

(Past 11 runnings)



Like sprint races around the world, the advantage comes with being in the front half of the field. If the pace is modest, the lead is the place to be --- two of the last three winners of the race have led throughout. The stronger the tempo, the further back the ideal position, but never further back than midfield. Japanese champion Lord Kanaloa set the standard for doing it the hard way, settling 2-1/2 lengths off the lead, 3-wide with no cover, before steaming in by 5 lengths in 2013.

(Likely Pace: GOOD)